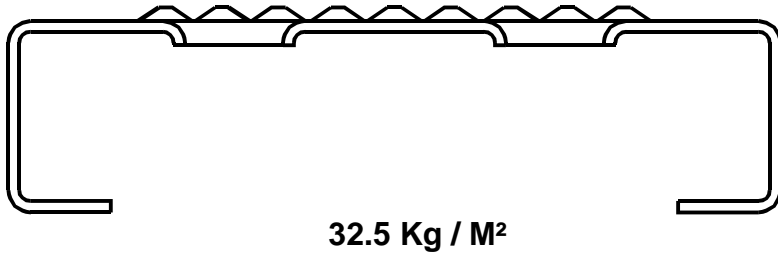
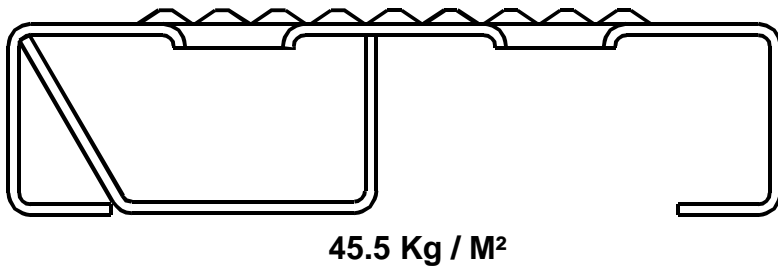


810-1030 : PLATFORM REINFORCEMENT FOR CONCENTRATED LOADS

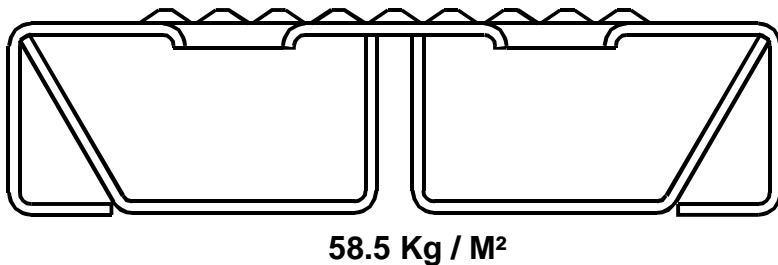
REINFORCEMENT OF FLOOR PAN PROFILES
ACCORDING TO THE CAPACITY OF THE EQUIPMENT
AND THE OPTIONS



SIMPLEX platform
2,5 tons & 5 tons
Upper platform DUOMATIC
DUPLEX / PICKUP



SIMPLEX platform
2,5 tons & 5 tons, option 810-1030
Reinforced DUOMATIC and
DUPLEX, option 810-1030
SIMPLEX 6,5 tons, without option



SIMPLEX 6,5 tons, option 810-1030
SIMPLEX platform
8/10 tons, without option